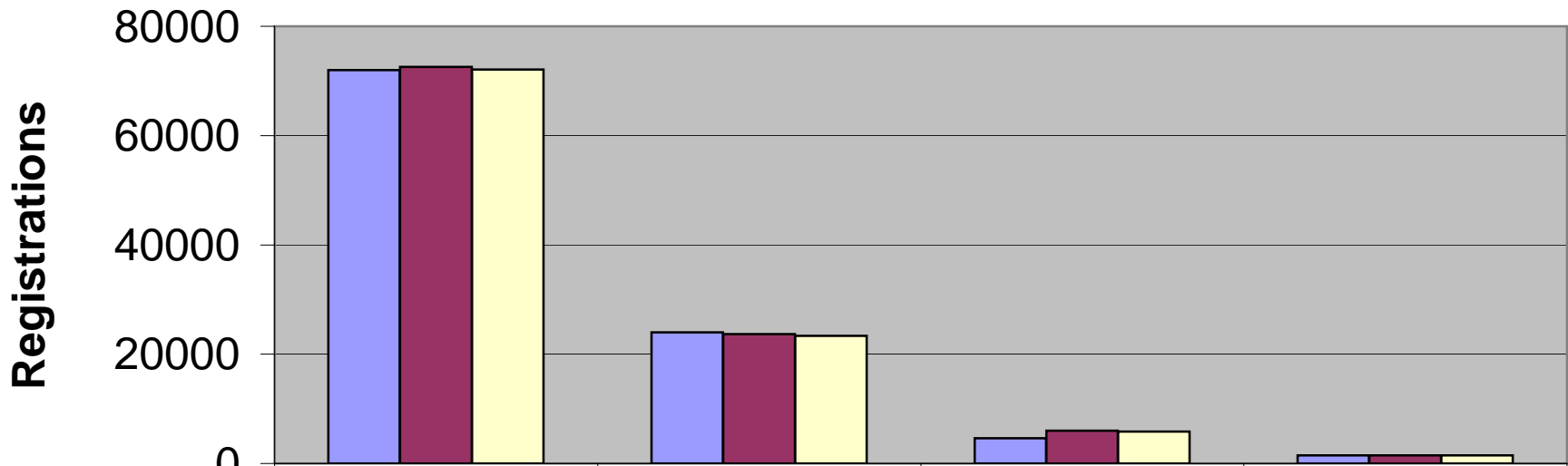
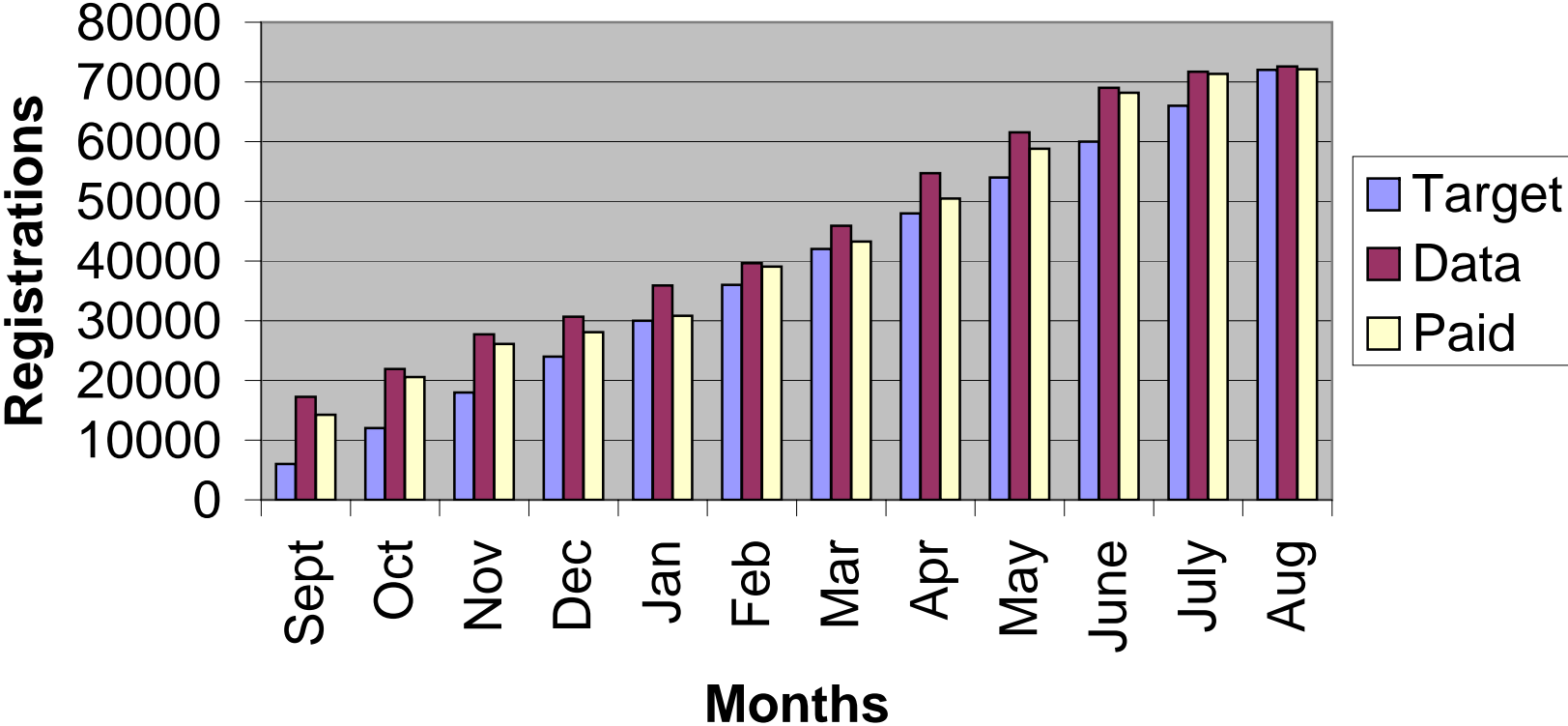


Registration Data vs. Budget 2007-2008 Final Report



	Players	Passes	RM Passes	Secondary
■ Budget	72000	24000	4600	1500
■ Actual	72567	23661	5974	1467
■ Paid	72103	23377	5845	1461

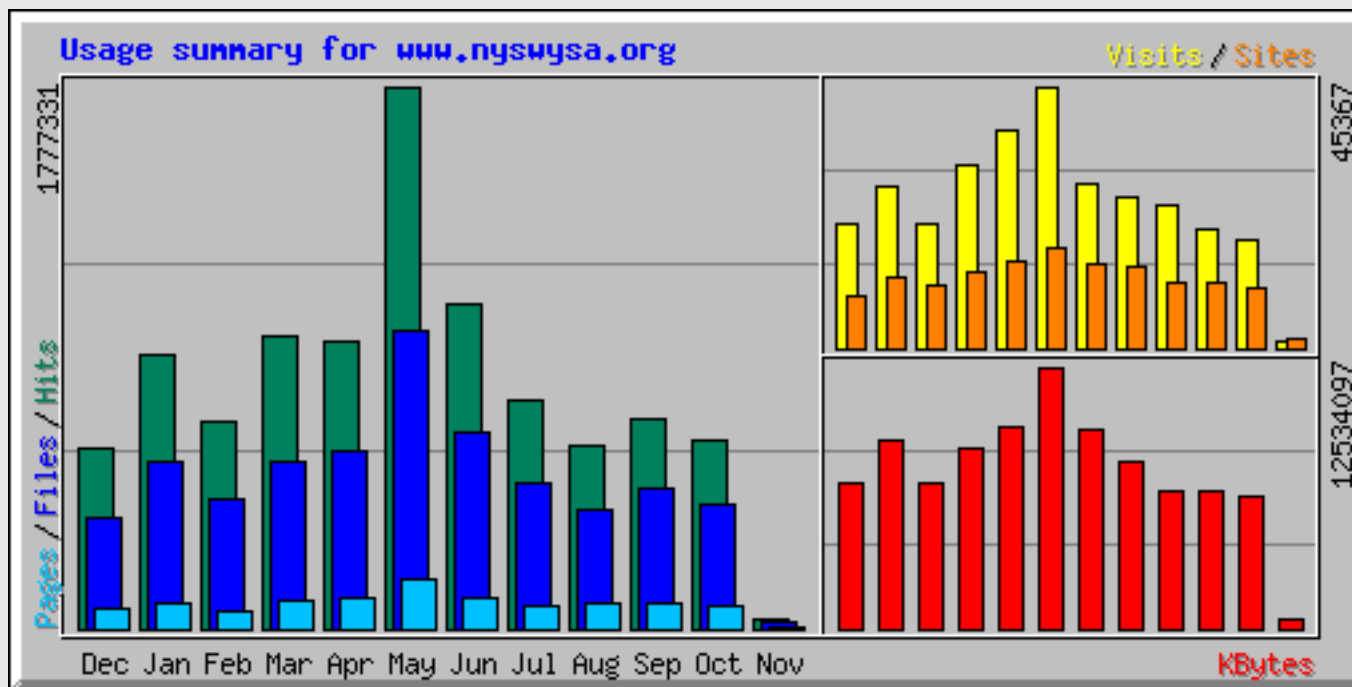
2007-2008 Registrations by Month



Usage Statistics for www.nyswysa.org

Summary Period: Last 12 Months

Generated 03-Nov-2008 03:18 EST



Summary by Month

Month	Daily Avg				Monthly Totals					
	Hits	Files	Pages	Visits	Sites	KBytes	Visits	Pages	Files	Hits
Nov 2008	16515	11564	1965	571	1443	473033	1143	3931	23128	33031
Oct 2008	19926	13104	2395	610	10502	6281582	18915	74264	406229	617723

Sep 2008	22918	15208	2691	679	11531	6541579	20390	80756	456243	687540
Aug 2008	19253	12499	2611	793	11550	6600308	24584	80950	387485	596855
Jul 2008	24052	15449	2402	842	14129	7941766	26121	74475	478947	745612
Jun 2008	35333	21576	3451	946	14450	9514613	28390	103554	647291	1059991
May 2008	57333	31396	5104	1463	17360	12534097	45367	158235	973277	1777331
Apr 2008	31379	19276	3473	1251	14849	9635197	37545	104199	578282	941386
Mar 2008	30959	17635	2960	1019	13187	8690296	31597	91790	546707	959757
Feb 2008	23325	14615	2110	743	10668	6941138	21549	61208	423850	676451
Jan 2008	29078	17567	2726	901	12176	8995327	27946	84523	544577	901442
Dec 2007	19010	11651	2044	689	8923	6974082	21365	63370	361209	589314
Totals						91123018	304912	981255	5827225	9586433

Generated by [Webalizer Version 2.01](#)