

## 2006-2007 State Registrar's Report

October 14, 2007

### **Registration**

The 2006-2007 seasonal year comes to a close and brings to its end the 10<sup>th</sup> season that I have had the pleasure to serve you as your state registrar. Also during June of this past seasonal year I was officially appointed as National Chairman of the US Youth Soccer Registrar's Committee. I look forward to the challenges this position will bring in trying to bring some commonality to the registration process across the entire US Youth Soccer community.

The registration process as conducted through RosterPro continues to run smoothly. You will notice from our charts that our registrant data and paid data numbers are the closest match that we have ever had during my tenure. This has improved each year and I firmly believe that RosterPro has helped us achieve this long sought goal.

In a recent communication from Larry Monaco, Chairman, US Youth Soccer, Larry said "As of today, our total player registration figure for 2006-2007 is at 3,123,698. That is a net increase, so far, over last year of 59,329 player registrations, or 102 percent of the 2005-2006 figures. Once we get the final player registrations, the increase will be even greater."

"Congratulations to each and every one of you for your super efforts. Thank you for all you have done and are doing. This is further proof that all of your time, energy, and efforts are paying off. We continue to offer and improve the best youth soccer programs and activities for all our youth players, at all levels and abilities—without a doubt."

I echo Larry's sentiments that each and every one of you (especially club registrars!) is doing a fantastic job. Everything starts with registration!

Other player registrations processed from other states and foreign countries that wish to participate in programs that New York West offers:

Eastern New York Youth Soccer	108
Eastern Pennsylvania Youth Soccer	162
Pennsylvania West	1
New Hampshire	1
Germany	1
Greece	1
Chile	1
Canada	1

Please see the attached tables for the details of our 2006-2007 registration data.

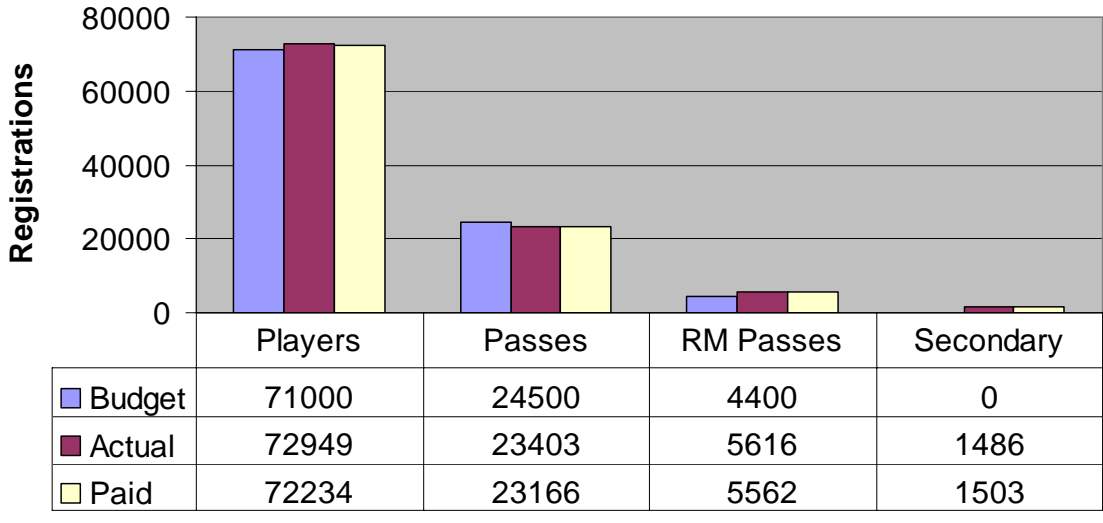
### **Website**

Our website continues to be the main communication vehicle for information about things taking place in New York West. During the 2006-2007 seasonal year the website averaged 842 unique visitors per day. The day with the highest number of visits in the past year was June 4<sup>th</sup> (State Cup Finals). That day saw 3184 visitors. The total number of unique visitors for the past 11 months was 262,150.

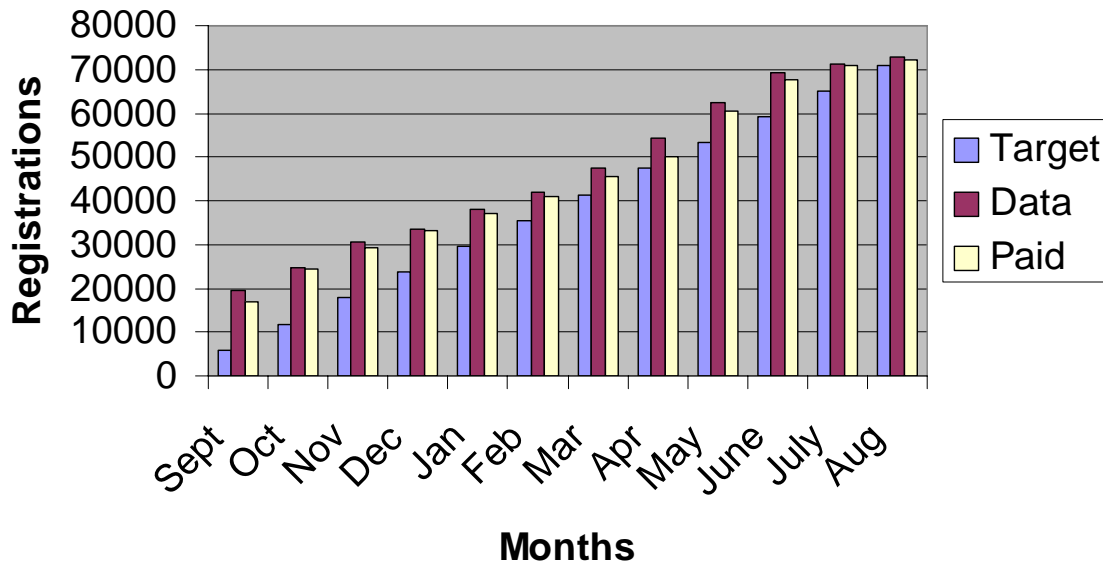
Respectfully submitted,

Tim Mellander

## Registration Data vs. Budget - 2006-2007

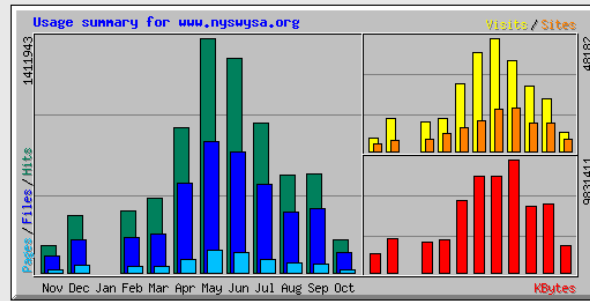


## 2006-2007 Registrations by Month



# Usage Statistics for www.nyswysa.org

Summary Period: Last 12 Months  
Generated 11-Oct-2007 03:13 EDT



Summary by Month										
Month	Daily Avg				Monthly Totals					
	Hits	Files	Pages	Visits	Sites	KBytes	Visits	Pages	Files	Hits
<a href="#">Oct 2007</a>	19610	12389	2052	801	4974	2367327	8012	20524	123896	196107
<a href="#">Sep 2007</a>	19805	12852	1824	752	12075	5989873	22563	54749	385584	594153
<a href="#">Aug 2007</a>	18878	11756	1999	900	11875	5811699	27917	61971	364453	585229
<a href="#">Jul 2007</a>	29150	17193	2521	1241	18481	9831411	38500	78172	533002	903678
<a href="#">Jun 2007</a>	43029	24286	4093	1606	17925	8409619	48182	122797	728609	1290898
<a href="#">May 2007</a>	45546	25484	4263	1350	12956	8385548	41855	132167	790023	1411943
<a href="#">Apr 2007</a>	29069	17969	2651	951	9977	6294009	28532	79546	539097	872089
<a href="#">Mar 2007</a>	14428	7502	1246	456	7467	2893944	14147	38638	232564	447269
<a href="#">Feb 2007</a>	13403	7506	1256	455	5219	2665094	12763	35181	210170	375310
<a href="#">Dec 2006</a>	11048	6495	1364	446	4708	2982512	13838	42314	201365	342516
<a href="#">Nov 2006</a>	8778	5287	934	307	3146	1637679	5841	17756	100469	166799
<b>Totals</b>						<b>57288715</b>	<b>262150</b>	<b>683815</b>	<b>4209232</b>	<b>7185991</b>